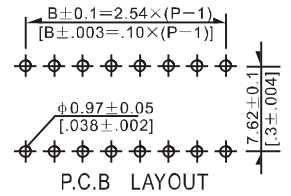
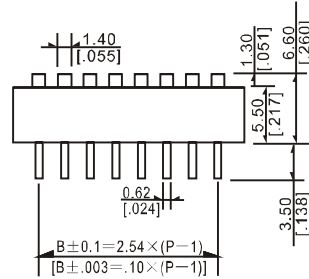
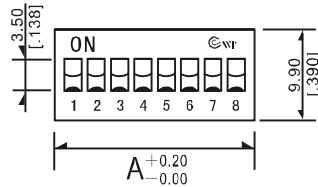
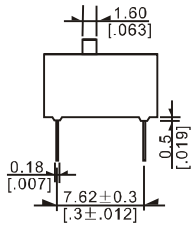

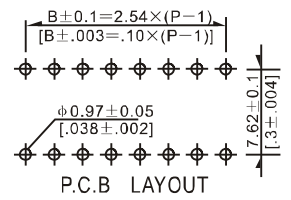
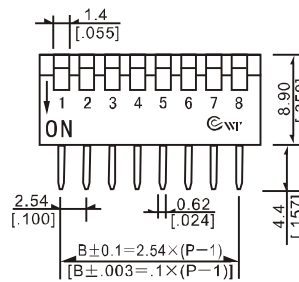
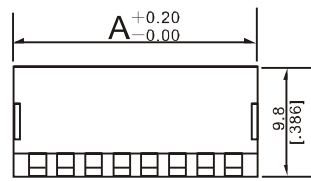
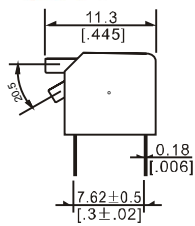



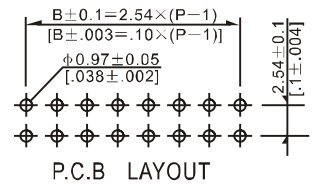
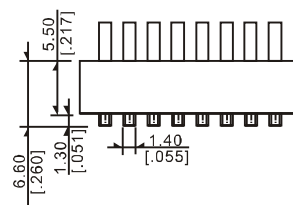
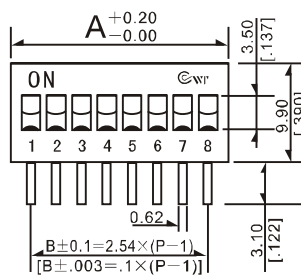
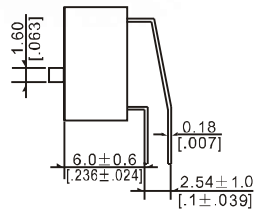

DS 平拨型 (Slide type)



DP 琴键型 (Piano type)



DA 直角型 (Right angle type)



Position(位数)	2P	3P	4P	5P	6P	7P	8P	9P	10P	12P
DIM. A(长度)	6.54[.258]	9.08[.358]	11.62[.458]	14.16[.558]	16.70[.658]	19.24[.758]	21.78[.858]	24.32[.958]	26.88[1.058]	31.94[1.258]

一、机械性能

1. 操作力: 800g Max
2. 推钮行程: 2.00mm
3. 使用温度: -20°C ~ +70°C
4. 储存温度: -40°C ~ +85°C

二、材料

1. 底座: 工程塑料, 黑色
2. 上盖: 工程塑料, 红色或蓝色
3. 推钮: 工程塑料, 白色
4. 端子: 合金铜镀金

三、电器性能

1. 电器寿命: 在电压24VDC与电流25mA之下测试, 可来回拨动2000次。
2. 开关不常切换的额定电流: 100mA, 耐压50VDC。
3. 开关经常切换的额定电流: 25mA, 耐压24VDC。
4. 接触阻抗: 初始值最大50mΩ; 测试后最大值100mΩ。
5. 绝缘阻抗: 最小100MΩ, 500VDC。
6. 耐压强度: 500VAC/1分钟。
7. 极际电容: 最大5pF。
8. 回路: 单接点单选择。

四、焊接和清洗过程

1. 在所有操作过程中, 请确保开关在“off”位置。
2. 波焊: 推荐焊锡温度在260°C, 最多5秒钟。
3. 手焊: 使用30瓦烙铁控制温度在320°C, 焊接时间大约2秒钟。
4. 清洗过程: 清洗使用超音波方式, 能给予更好效果; 使用蒸汽清洗时, 温度不可超过51°C。

五、包装资料 PACKING

以上产品皆以IC管形式包装。

All DIP Switches are shipped in standard IC tube.

DS系列包装资料 (Packing of DS)

系列 SERIES	开关位数 NO. of POS	每管数量 PER TUBE	每小箱数量 PER BOX	外箱包装 PER CTN
DS	2	70pcs	4200 pcs	6 boxes (52.5×28.5×32cm)
DS	3	51pcs	3060 pcs	
DS	4	40pcs	2400 pcs	
DS	5	33pcs	1980 pcs	
DS	6	28pcs	1680 pcs	
DS	7	24pcs	1440 pcs	
DS	8	21pcs	1260 pcs	
DS	9	19pcs	1140 pcs	
DS	10	17pcs	1020 pcs	
DS	12	14pcs	840 pcs	

DP/DA系列包装资料 (Packing of DA&DP)

系列 SERIES	开关位数 NO. of POS	每管数量 PER TUBE	每小箱数量 PER BOX	外箱包装 PER CTN
DA/DP	2	58pcs	3480 pcs	6 boxes (40×30×37cm)
DA/DP	3	42pcs	2520 pcs	
DA/DP	4	33pcs	1980 pcs	
DA/DP	5	27pcs	1620 pcs	
DA/DP	6	23pcs	1380 pcs	
DA/DP	7	20pcs	1200 pcs	
DA/DP	8	17pcs	1020 pcs	
DA	9	16pcs	960 pcs	
DA/DP	10	14pcs	840 pcs	
DA/DP	12	12pcs	720 pcs	

MECHANICAL

1. Operation Force: 800g Max
2. Stroke: 2.00mm
3. Operation Temp: -20°C ~ +70°C
4. Storage Temp: -40°C to 85°C

MATERIALS

1. BASE: ENGINEERING PLASTICS, Black
2. COVER: ENGINEERING PLASTICS, Red or Blue
3. BUTTON: ENGINEERING PLASTICS, White
4. TERMINAL: Alloy Copper, Gold plating

ELECTRICAL

1. Electrical Life: 2000 operations cycles per switch
2. Non-Switching Rating: 100mA, 50VDC
3. Switching rating: 25mA, 24VDC
4. Contact resistance: 50 mΩ max. at initial; 100mΩ max. after life test
5. Insulation Resistance: 100MΩ, 500VDC
6. Dielectric Strength: 500VAC / 1 minute
7. Capacitance: 5pF max
8. Circuit: Single pole single throw

SOLDERING AND CLEANING PROCESSES

1. Keep all switch contacts in their “OFF” position for all operations
2. Wave Soldering: Recommended Solder Temperature at 260°C max. 5 seconds
3. Hand Soldering: Use a soldering iron of 30 watts, controlled at 320°C approximately 2 seconds while applying solder
4. Cleaning Process: Flux clean using force rinse, high agitation or triple bath cleaning method. Freon TF or TE give excellent results. When vapor methods are used do not subject the switch to solvents at temperature above 51°C.

六、产品订购信息 Order Information

